



Try our built-in print

Print button is placed at the right corner of the Navbar



YTD 1Y 3Y 5Y 10Y All



Zuckerberg Mark

The estimated Net Worth of Zuckerberg Mark is at least \$303 Million dollars as of 10/05/2021. Zuckerberg Mark is the COB and CEO, 10% Owner of Facebook Inc. Zuckerberg Mark owns over 910,846 shares of Facebook Inc stock worth over \$303 Million dollars .

Zuckerberg Mark mailing address: C/O FACEBOOK, INC. 1601 WILLOW ROAD MENLO PARK CA 94025

Insider Roles

Name	Transaction Date	Position
Facebook Inc		
	2019-11-08	
		director, 10 percent owner, officer: COB and CEO




[EMBED](#) [SAVE](#)

Holdings of Zuckerberg Mark

Company	Equities	Date	Shares	Valuations
Facebook Inc				
		2021-09-30		
			910,846	
				\$302,746,993.48

Current Holding weightings


■ Facebook Inc



[EMBED](#)

Zuckerberg Mark trading transactions

Ticker	FB	Company	Facebook Inc
Price	\$332.98	Insider Name	Zuckerberg Mark
Insider Position	COB and CEO, 10...	Date	2021-10-01
Buy/Sell	Sell	Insider Trading Shares	77,300
Shares Change	-7.94%	Price	\$342.63
Cost(000)	\$26,485.30	Final Share	895,846
Price Change Since Insider Trade (%)	-2.82%	Dividend Yield %	0
PE Ratio	24.63	Market Cap (\$M)	937,126.96
Ticker	FB	Company	Facebook Inc
Price	\$332.98	Insider Name	Zuckerberg Mark
Insider Position	COB and CEO, 10...	Date	2021-09-30
Buy/Sell	Sell	Insider Trading Shares	77,300
Shares Change	-7.82%	Price	\$340.95
Cost(000)	\$26,355.40	Final Share	910,846
Price Change Since Insider Trade (%)	-2.34%	Dividend Yield %	0
PE Ratio	24.63	Market Cap (\$M)	937,126.96
Ticker	FB	Company	Facebook Inc
Price	\$332.98	Insider Name	Zuckerberg Mark
Insider Position	COB and CEO, 10...	Date	2021-09-29
Buy/Sell	Sell	Insider Trading Shares	77,300
Shares Change	-7.71%	Price	\$341.45
Cost(000)	\$26,394.10	Final Share	925,846
Price Change Since Insider Trade (%)	-2.48%	Dividend Yield %	0
PE Ratio	24.63	Market Cap (\$M)	937,126.96
Ticker	FB	Company	Facebook Inc
Price	\$332.98	Insider Name	Zuckerberg Mark
Insider Position	COB and CEO, 10...	Date	2021-09-28
Buy/Sell	Sell	Insider Trading Shares	77,300
Shares Change	-7.59%	Price	\$342.17
Cost(000)	\$26,449.70	Final Share	910,846



Final Share	940,846	Price Change Since Insider Trade (%)	-2.69%
Dividend Yield %	0	PE Ratio	24.63
Market Cap (\$M)	937,126.96		
Ticker	FB	+ Company	Facebook Inc
Price	\$332.98	Insider Name	
Insider Position	COB and CEO, 10...	Date	
Buy/Sell	Sell	Insider Trading Shares	
Shares Change	-7.48%	Price	
Cost(000)	\$27,177.90	Final Share	
Price Change Since Insider Trade (%)	-5.29%	Dividend Yield %	0
PE Ratio	24.63	Market Cap (\$M)	937,126.96
		Ticker	FB
Company	Facebook Inc	Price	\$332.98
Insider Name	Zuckerberg Mark	Insider Position	COB and CEO, 10...
Date	2021-09-24	Buy/Sell	Sell
Insider Trading Shares	6,300	Shares Change	-100%
Price	\$349.58	Cost(000)	\$2,202.35
Final Share	0	Price Change Since Insider Trade (%)	-4.75%
Dividend Yield %	0	PE Ratio	24.63
Market Cap (\$M)	937,126.96		
Ticker	FB	+ Company	Facebook Inc
Price	\$332.98	Insider Name	Zuckerberg Mark
Insider Position	COB and CEO, 10...	Date	2021-09-24
Buy/Sell	Sell	Insider Trading Shares	71,000
Shares Change	-6.81%	Price	\$349.55
Cost(000)	\$24,818	Final Share	970,846
Price Change Since Insider Trade (%)	-4.74%	Dividend Yield %	0
PE Ratio	24.63	Market Cap (\$M)	937,126.96
		Ticker	FB
Company	Facebook Inc	Price	\$332.98
Insider Name	Zuckerberg Mark	Insider Position	COB and CEO, 10...
Date	2021-09-23	Buy/Sell	Sell
Insider Trading Shares	77,300	Shares Change	-7.27%
Price	\$346.60	Cost(000)	\$26,792.20
Final Share	985,846	Price Change Since Insider Trade (%)	-3.93%
Dividend Yield %	0	PE Ratio	24.63
Market Cap (\$M)	937,126.96		
Ticker	FB	+ Company	Facebook Inc
Price	\$332.98	Insider Name	Zuckerberg Mark
Insider Position	COB and CEO, 10...	Date	2021-09-22
Buy/Sell	Sell	Insider Trading Shares	77,300
Shares Change	-7.17%	Price	\$344.34
Cost(000)	\$26,617.50	Final Share	1,000,846
Price Change Since Insider Trade (%)	-3.30%	Dividend Yield %	0
PE Ratio	24.63	Market Cap (\$M)	937,126.96
		Ticker	FB
Company	Facebook Inc	Price	\$332.98
Insider Name	Zuckerberg Mark	Insider Position	COB and CEO, 10...
Date	2021-09-21	Buy/Sell	Sell
Insider Trading Shares	77,300	Shares Change	-7.07%
Price	\$357.82	Cost(000)	\$27,659.50
Final Share	1,015,846	Price Change Since Insider Trade (%)	-6.94%
Dividend Yield %	0	PE Ratio	24.63
Market Cap (\$M)	937,126.96		
Ticker	FB	+ Company	Facebook Inc
Price	\$332.98	Insider Name	Zuckerberg Mark
Insider Position	COB and CEO, 10...	Date	2021-09-20
Buy/Sell	Sell	Insider Trading Shares	6,300
Shares Change	-100%	Price	\$354.93
Cost(000)	\$2,236.06	Final Share	0
Price Change Since Insider Trade (%)	-6.19%	Dividend Yield %	0
PE Ratio	24.63	Market Cap (\$M)	937,126.96
		Ticker	FB
Company	Facebook Inc	Price	\$332.98
Insider Name	Zuckerberg Mark	Insider Position	COB and CEO, 10...
Date	2021-09-20	Buy/Sell	Sell
Insider Trading Shares	71,000	Shares Change	-6.44%
Price	\$354.84	Cost(000)	\$25,193.60
Final Share	1,030,846	Price Change Since Insider Trade (%)	-6.16%
Dividend Yield %	0	PE Ratio	24.63
Market Cap (\$M)	937,126.96		
Ticker	FB	+ Company	Facebook Inc
Price	\$332.98	Insider Name	Zuckerberg Mark
Insider Position	COB and CEO, 10...	Date	2021-09-17
Buy/Sell	Sell	Insider Trading Shares	77,300
Shares Change	-6.88%	Price	\$366.86
Cost(000)	\$28,358.30	Final Share	1,045,846

Try our built-in print

Print button is placed at the right corner of the Navbar

Price Change Since Insider Trade (%)	-9.24%	Dividend Yield %	0
PE Ratio	24.63	Market Cap (\$M)	937,126.96
		Ticker	FB
Company	Facebook Inc	Price	\$332.98
Insider Name	Zuckerberg Mark	Insider Position	
Date	2021-09-16	Buy/Sell	
Insider Trading Shares	77,300	Shares Change	
Price	\$371.42	Cost(000)	
Final Share	1,060,846	Price Change Since Insider Trade (%)	
Dividend Yield %	0	PE Ratio	24.63
Market Cap (\$M)	937,126.96		
Ticker	FB	Company	Facebook Inc
Price	\$332.98	Insider Name	Zuckerberg Mark
Insider Position	COB and CEO, 10...	Date	2021-09-15
Buy/Sell	Sell	Insider Trading Shares	77,300
Shares Change	-6.70%	Price	\$371.52
Cost(000)	\$28,718.50	Final Share	1,075,846
Price Change Since Insider Trade (%)	-10.37%	Dividend Yield %	0
PE Ratio	24.63	Market Cap (\$M)	937,126.96
		Ticker	FB
Company	Facebook Inc	Price	\$332.98
Insider Name	Zuckerberg Mark	Insider Position	COB and CEO, 10...
Date	2021-09-14	Buy/Sell	Sell
Insider Trading Shares	77,300	Shares Change	-6.62%
Price	\$376.76	Cost(000)	\$29,123.50
Final Share	1,090,846	Price Change Since Insider Trade (%)	-11.62%
Dividend Yield %	0	PE Ratio	24.63
Market Cap (\$M)	937,126.96		
Ticker	FB	Company	Facebook Inc
Price	\$332.98	Insider Name	Zuckerberg Mark
Insider Position	COB and CEO, 10...	Date	2021-09-13
Buy/Sell	Sell	Insider Trading Shares	77,300
Shares Change	-6.53%	Price	\$376.42
Cost(000)	\$29,097.30	Final Share	1,105,846
Price Change Since Insider Trade (%)	-11.54%	Dividend Yield %	0
PE Ratio	24.63	Market Cap (\$M)	937,126.96
		Ticker	FB
Company	Facebook Inc	Price	\$332.98
Insider Name	Zuckerberg Mark	Insider Position	COB and CEO, 10...
Date	2021-09-10	Buy/Sell	Sell
Insider Trading Shares	77,300	Shares Change	-6.45%
Price	\$381.01	Cost(000)	\$29,452.10
Final Share	1,120,846	Price Change Since Insider Trade (%)	-12.61%
Dividend Yield %	0	PE Ratio	24.63
Market Cap (\$M)	937,126.96		
Ticker	FB	Company	Facebook Inc
Price	\$332.98	Insider Name	Zuckerberg Mark
Insider Position	COB and CEO, 10...	Date	2021-09-09
Buy/Sell	Sell	Insider Trading Shares	77,300
Shares Change	-6.37%	Price	\$378.49
Cost(000)	\$29,257.30	Final Share	1,135,846
Price Change Since Insider Trade (%)	-12.03%	Dividend Yield %	0
PE Ratio	24.63	Market Cap (\$M)	937,126.96
		Ticker	FB
Company	Facebook Inc	Price	\$332.98
Insider Name	Zuckerberg Mark	Insider Position	COB and CEO, 10...
Date	2021-09-08	Buy/Sell	Sell
Insider Trading Shares	77,300	Shares Change	-6.29%
Price	\$377.77	Cost(000)	\$29,201.60
Final Share	1,150,846	Price Change Since Insider Trade (%)	-11.86%
Dividend Yield %	0	PE Ratio	24.63
Market Cap (\$M)	937,126.96		
Ticker	FB	Company	Facebook Inc
Price	\$332.98	Insider Name	Zuckerberg Mark
Insider Position	COB and CEO, 10...	Date	2021-09-07
Buy/Sell	Sell	Insider Trading Shares	77,300
Shares Change	-6.22%	Price	\$379.23
Cost(000)	\$29,314.50	Final Share	1,165,846
Price Change Since Insider Trade (%)	-12.20%	Dividend Yield %	0
PE Ratio	24.63	Market Cap (\$M)	937,126.96
		Ticker	FB
Company	Facebook Inc	Price	\$332.98
Insider Name	Zuckerberg Mark	Insider Position	COB and CEO, 10...
Date	2021-09-03	Buy/Sell	Sell
Insider Trading Shares	77,300	Shares Change	-6.14%
Price	\$375.94	Cost(000)	\$29,060.20
Final Share	1,180,846	Price Change Since Insider Trade (%)	-11.43%

Try our built-in print

Print button is placed at the right corner of the Navbar

Dividend Yield %	0	PE Ratio	24.63	
Market Cap (\$M)	937,126.96			
Ticker	FB	+	Company	Facebook Inc
Price	\$332.98	Insider Name	Zuckerberg Mark	
Insider Position	COB and CEO, 10...	Date		
Buy/Sell	Sell	Insider Trading Shares		
Shares Change	-6.07%	Price		
Cost(000)	\$29,109.60	Final Share		
Price Change Since Insider Trade (%)	-11.58%	Dividend Yield %		
PE Ratio	24.63	Market Cap (\$M)	937,126.96	
		Ticker	FB	+
Company	Facebook Inc	Price	\$332.98	
Insider Name	Zuckerberg Mark	Insider Position	COB and CEO, 10...	
Date	2021-09-01	Buy/Sell	Sell	
Insider Trading Shares	77,300	Shares Change	-6%	
Price	\$382.34	Cost(000)	\$29,554.90	
Final Share	1,210,846	Price Change Since Insider Trade (%)	-12.91%	
Dividend Yield %	0	PE Ratio	24.63	
Market Cap (\$M)	937,126.96			
Ticker	FB	+	Company	Facebook Inc
Price	\$332.98	Insider Name	Zuckerberg Mark	
Insider Position	COB and CEO, 10...	Date	2021-08-31	
Buy/Sell	Sell	Insider Trading Shares	77,300	
Shares Change	-5.93%	Price	\$380.20	
Cost(000)	\$29,389.50	Final Share	1,225,846	
Price Change Since Insider Trade (%)	-12.42%	Dividend Yield %	0	
PE Ratio	24.63	Market Cap (\$M)	937,126.96	
		Ticker	FB	+
Company	Facebook Inc	Price	\$332.98	
Insider Name	Zuckerberg Mark	Insider Position	COB and CEO, 10...	
Date	2021-08-30	Buy/Sell	Sell	
Insider Trading Shares	6,300	Shares Change	-100%	
Price	\$377.06	Cost(000)	\$2,375.48	
Final Share	0	Price Change Since Insider Trade (%)	-11.69%	
Dividend Yield %	0	PE Ratio	24.63	
Market Cap (\$M)	937,126.96			
Ticker	FB	+	Company	Facebook Inc
Price	\$332.98	Insider Name	Zuckerberg Mark	
Insider Position	COB and CEO, 10...	Date	2021-08-30	
Buy/Sell	Sell	Insider Trading Shares	71,000	
Shares Change	-5.41%	Price	\$376.97	
Cost(000)	\$26,764.90	Final Share	1,240,846	
Price Change Since Insider Trade (%)	-11.67%	Dividend Yield %	0	
PE Ratio	24.63	Market Cap (\$M)	937,126.96	
		Ticker	FB	+
Company	Facebook Inc	Price	\$332.98	
Insider Name	Zuckerberg Mark	Insider Position	COB and CEO, 10...	
Date	2021-08-27	Buy/Sell	Sell	
Insider Trading Shares	77,300	Shares Change	-5.80%	
Price	\$370.69	Cost(000)	\$28,654.30	
Final Share	1,255,846	Price Change Since Insider Trade (%)	-10.17%	
Dividend Yield %	0	PE Ratio	24.63	
Market Cap (\$M)	937,126.96			
Ticker	FB	+	Company	Facebook Inc
Price	\$332.98	Insider Name	Zuckerberg Mark	
Insider Position	COB and CEO, 10...	Date	2021-08-26	
Buy/Sell	Sell	Insider Trading Shares	77,300	
Shares Change	-5.73%	Price	\$366.57	
Cost(000)	\$28,335.90	Final Share	1,270,846	
Price Change Since Insider Trade (%)	-9.16%	Dividend Yield %	0	
PE Ratio	24.63	Market Cap (\$M)	937,126.96	
		Ticker	FB	+
Company	Facebook Inc	Price	\$332.98	
Insider Name	Zuckerberg Mark	Insider Position	COB and CEO, 10...	
Date	2021-08-25	Buy/Sell	Sell	
Insider Trading Shares	77,300	Shares Change	-5.67%	
Price	\$368.45	Cost(000)	\$28,481.20	
Final Share	1,285,846	Price Change Since Insider Trade (%)	-9.63%	
Dividend Yield %	0	PE Ratio	24.63	
Market Cap (\$M)	937,126.96			
Ticker	FB	+	Company	Facebook Inc
Price	\$332.98	Insider Name	Zuckerberg Mark	
Insider Position	COB and CEO, 10...	Date	2021-08-24	
Buy/Sell	Sell	Insider Trading Shares	77,300	
Shares Change	-5.61%	Price	\$365.84	
Cost(000)	\$28,279.40	Final Share	1,300,846	
Price Change Since Insider Trade (%)	-8.98%	Dividend Yield %	0	

Try our built-in print

Print button is placed at the right corner of the Navbar

PE Ratio	24.63	Market Cap (\$M)	937,126.96
		Ticker	FB
Company	Facebook Inc	Price	\$332.98
Insider Name	Zuckerberg Mark	Insider Position	COB and CEO, 10...
Date	2021-08-23	Buy/Sell	
Insider Trading Shares	77,300	Shares Change	
Price	\$363.73	Cost(000)	
Final Share	1,315,846	Price Change Since Insider Trade (%)	
Dividend Yield %	0	PE Ratio	
Market Cap (\$M)	937,126.96		
Ticker	FB	Company	Facebook Inc
Price	\$332.98	Insider Name	Zuckerberg Mark
Insider Position	COB and CEO, 10...	Date	2021-08-20
Buy/Sell	Sell	Insider Trading Shares	77,300
Shares Change	-5.49%	Price	\$357.45
Cost(000)	\$27,630.90	Final Share	1,330,846
Price Change Since Insider Trade (%)	-6.85%	Dividend Yield %	0
PE Ratio	24.63	Market Cap (\$M)	937,126.96
		Ticker	FB
Company	Facebook Inc	Price	\$332.98
Insider Name	Zuckerberg Mark	Insider Position	COB and CEO, 10...
Date	2021-08-19	Buy/Sell	Sell
Insider Trading Shares	77,300	Shares Change	-5.43%
Price	\$354.95	Cost(000)	\$27,437.60
Final Share	1,345,846	Price Change Since Insider Trade (%)	-6.19%
Dividend Yield %	0	PE Ratio	24.63
Market Cap (\$M)	937,126.96		
Ticker	FB	Company	Facebook Inc
Price	\$332.98	Insider Name	Zuckerberg Mark
Insider Position	COB and CEO, 10...	Date	2021-08-18
Buy/Sell	Sell	Insider Trading Shares	77,300
Shares Change	-5.37%	Price	\$357.70
Cost(000)	\$27,650.20	Final Share	1,360,846
Price Change Since Insider Trade (%)	-6.91%	Dividend Yield %	0
PE Ratio	24.63	Market Cap (\$M)	937,126.96
		Ticker	FB
Company	Facebook Inc	Price	\$332.98
Insider Name	Zuckerberg Mark	Insider Position	COB and CEO, 10...
Date	2021-08-17	Buy/Sell	Sell
Insider Trading Shares	77,300	Shares Change	-5.32%
Price	\$360.05	Cost(000)	\$27,831.90
Final Share	1,375,846	Price Change Since Insider Trade (%)	-7.52%
Dividend Yield %	0	PE Ratio	24.63
Market Cap (\$M)	937,126.96		
Ticker	FB	Company	Facebook Inc
Price	\$332.98	Insider Name	Zuckerberg Mark
Insider Position	COB and CEO, 10...	Date	2021-08-16
Buy/Sell	Sell	Insider Trading Shares	77,300
Shares Change	-5.27%	Price	\$362.75
Cost(000)	\$28,040.60	Final Share	1,390,846
Price Change Since Insider Trade (%)	-8.21%	Dividend Yield %	0
PE Ratio	24.63	Market Cap (\$M)	937,126.96
		Ticker	FB
Company	Facebook Inc	Price	\$332.98
Insider Name	Zuckerberg Mark	Insider Position	COB and CEO, 10...
Date	2021-08-13	Buy/Sell	Sell
Insider Trading Shares	77,300	Shares Change	-5.21%
Price	\$362.94	Cost(000)	\$28,055.30
Final Share	1,405,846	Price Change Since Insider Trade (%)	-8.26%
Dividend Yield %	0	PE Ratio	24.63
Market Cap (\$M)	937,126.96		
Ticker	FB	Company	Facebook Inc
Price	\$332.98	Insider Name	Zuckerberg Mark
Insider Position	COB and CEO, 10...	Date	2021-08-12
Buy/Sell	Sell	Insider Trading Shares	77,300
Shares Change	-5.16%	Price	\$360.93
Cost(000)	\$27,899.90	Final Share	1,420,846
Price Change Since Insider Trade (%)	-7.75%	Dividend Yield %	0
PE Ratio	24.63	Market Cap (\$M)	937,126.96
		Ticker	FB
Company	Facebook Inc	Price	\$332.98
Insider Name	Zuckerberg Mark	Insider Position	COB and CEO, 10...
Date	2021-08-11	Buy/Sell	Sell
Insider Trading Shares	77,300	Shares Change	-5.11%
Price	\$359.79	Cost(000)	\$27,811.80
Final Share	1,435,846	Price Change Since Insider Trade (%)	-7.45%

Try our built-in print

Print button is placed at the right corner of the Navbar

Dividend Yield %	0	PE Ratio	24.63
Market Cap (\$M)	937,126.96		

40 / Page

< 1 2 3 4 5 6 ... 12 > Total 44



Only the transactions in Open Market or Private Sale at the market prices are included. Other transactions such as ... not included. Insiders are limited to only officers and/or directors of the company.

Try our built-in print ✕
 🖨️ Print button is placed at the right corner of the Navbar

Zuckerberg Mark personal network

■ Zuckerberg Mark


Name	Position	Linked company
		GOLDMAN SACHS & CO. LLC
	10 percent owner	
		Facebook Inc
		GOLDMAN SACHS GROUP INC
	10 percent owner	
		Facebook Inc
		Newstead Jennifer
	officer: VP and General Counsel	
		Facebook Inc
		FISCHER DAVID B.
	officer: Chief Revenue Officer	
		Facebook Inc
		Wehner David M.
	officer: Chief Financial Officer	
		Facebook Inc
		Taylor Susan J.S.
	officer: Chief Accounting Officer	
		Facebook Inc
		Sandberg Sheryl
	director, officer: Chief Operating Officer	
		Facebook Inc
		Schroepfer Michael Todd
	officer: Chief Technology Officer	
		Facebook Inc
		Cox Christopher K
	officer: Chief Product Officer	
		Facebook Inc
		Stretch Colin
	officer: VP and General Counsel	
		Facebook Inc
		Athwal Jas
	officer: Chief Accounting Officer	
		Facebook Inc
		EBERSMAN DAVID A
	officer: Chief Financial Officer	
		Facebook Inc
		Ullyot Theodore Warren
	officer: VP, Gen. Counsel & Secretary	
		Facebook Inc
		Spillane David
	officer: Chief Accounting Officer	
		Facebook Inc
		Moskovitz Dustin A.
	10 percent owner	
		Facebook Inc
		ACCEL IX LP
	10 percent owner	
		Facebook Inc
		ACCEL IX STRATEGIC PARTNERS LP
	10 percent owner	
		Facebook Inc
		Accel Meritech Associates III L.L.C.
	10 percent owner	
		Facebook Inc
		Accel IX Associates L.L.C.
	10 percent owner	
		Facebook Inc
		Accel Meritech Investors III L.L.C.
	10 percent owner	
		Facebook Inc
		Accel Investors 2005 L.L.C.
	10 percent owner	
		Facebook Inc
		Accel Growth Fund L.P.
	10 percent owner	



Facebook Inc
Accel Growth Fund Strategic Partners L.P.
10 percent owner
Facebook Inc
Accel Growth Fund Associates L.L.C.
10 percent owner
Facebook Inc
Accel Growth Fund Investors 2009 L.L.C.
10 percent owner
Facebook Inc
MICROSOFT CORP
10 percent owner
Facebook Inc
PATTERSON ARTHUR C
10 percent owner
Facebook Inc
GOUW RANZETTA THERESIA
10 percent owner
Facebook Inc
EFRUSY KEVIN
10 percent owner
Facebook Inc
MADERA PAUL S
10 percent owner
Facebook Inc
GORDON MICHAEL B
10 percent owner
Facebook Inc
Meritech Capital Partners III LP
10 percent owner
Facebook Inc
MERITECH CAPITAL AFFILIATES III L P
10 percent owner
Facebook Inc
Li Ping
10 percent owner
Facebook Inc
Bischof George
10 percent owner
Facebook Inc
Meritech Capital Associates III L.L.C.
10 percent owner
Facebook Inc
Meritech Management Associates III L.L.C.
10 percent owner
Facebook Inc
Ward Rob
10 percent owner
Facebook Inc
DST GLOBAL II, L.P.
10 percent owner
Facebook Inc
James W. Breyer, Trustee of The James W. Breyer 2005 Trust, dated March 25, 2005
10 percent owner
Facebook Inc
Mail.ru Group Ltd
10 percent owner
Facebook Inc
DST Global III, L.P.
10 percent owner
Facebook Inc
DST Global Ltd
10 percent owner
Facebook Inc
DST USA II Ltd
10 percent owner
Facebook Inc
James W. Breyer, Trustee of The James W. Breyer 2011 Annuity Trust 1, dated March 10, 2011
10 percent owner
Facebook Inc
DST USA Ltd
10 percent owner
Facebook Inc
Channel Trustees Ltd as trustee of the Yury Milner Trust
10 percent owner
Facebook Inc

Try our built-in print

Print button is placed at the right corner of the Navbar



Orland Properties Ltd
10 percent owner
Facebook Inc
United Venture Ltd
10 percent owner
Facebook Inc
Cardew Services Ltd
10 percent owner
Facebook Inc
DST Holdings Ltd
10 percent owner
Facebook Inc
DST Global Advisors Ltd
10 percent owner
Facebook Inc
DST Managers Ltd
10 percent owner
Facebook Inc
GOLDMAN SACHS INVESTMENT PARTNERS GP, LLC
10 percent owner
Facebook Inc
GS INVESTMENT STRATEGIES, LLC
10 percent owner
Facebook Inc
GOLDMAN SACHS INVESTMENT PARTNERS MASTER FUND, L.P.
10 percent owner
Facebook Inc
FBDC INVESTORS OFFSHORE HOLDINGS, L.P.
10 percent owner
Facebook Inc
FBDC ADVISORS OFFSHORE, INC.
10 percent owner
Facebook Inc
GOLDMAN SACHS INVESTMENT PARTNERS PRIVATE OPPORTUNITIES HOLDINGS, L.P.
10 percent owner
Facebook Inc
GOLDMAN SACHS INVESTMENT PARTNERS PRIVATE OPPORTUNITIES HOLDINGS ADVISORS, INC.
10 percent owner
Facebook Inc
Parker Sean N.
10 percent owner
Facebook Inc
Saverin Eduardo
10 percent owner
Facebook Inc
Rothschild Jeffrey
10 percent owner
Facebook Inc
AUER METALS & MINERALS
10 percent owner, other: GP
Facebook Inc

Try our built-in print

Print button is placed at the right corner of the Navbar

Affiliate Program

Get [WordPress Plugins](#) for easy affiliate links on Stock Tickers and Guru Names

Earn affiliate commissions by embedding [GuruFocus Charts](#)

GuruFocus Affiliate Program: Earn up to \$400 per referral. [Detailed](#)

Disclaimers

GuruFocus.com is not operated by a broker, a dealer, or a registered investment adviser. Under no circumstances does any information posted on GuruFocus.com represent a recommendation to buy or sell a security. The information on this site, and in its related newsletters, is not intended to be, nor does it constitute, investment advice or recommendations. The gurus may buy and sell securities before and after any particular article and report and information herein is published, with respect to the securities discussed in any article and report posted

