

Get Your 7-Day Free Trial! [Start Now!](#)



Home Screeners Gurus Insiders Market Articles Tools

Get 7-Day Free Trial Login Support Tutorials

Try our built-in print

Print button is placed at the right corner of the Navbar

Summary 30-Y Financials Stock Report Guru Trades Analysis DCF Interactive Chart

Moderna Inc \$ 335.27 ▲ 9.4282 (2.89%)

Volume: 9,931,701 Avg Vol (1m): 18,051,416
Market Cap \$: 134.42 Bil Enterprise Value 124.14 Bil

PE Ratio: 41.52 PB Ratio: 20.02

Warning! GuruFocus has detected 3 Severe warning signs with MRNA. Click here to check it out.

Also Trade In: Austria Brazil Germany Mexico Peru UK

+ Add to portfolio Email Alerts Stock PDF RSS Website Filings Download Excel Batch Download Manual of Stocks™ Web Manual of Stock

Switch Ticker

BioNTech SE ▲1.55%

Alexion Pharmaceuticals

Seagen ▲0.59%

Anylam Pharmaceuticals ▲1.43%

Bio-Techne ▲0.92%

Incyte ▼0.35%

Biomarin Pharmaceutical ▲1.23%

Neurocrine Biosciences ▼0.3%

Sarepta Therapeutics ▼0.08%

ACADIA Pharmaceuticals ▲0.76%

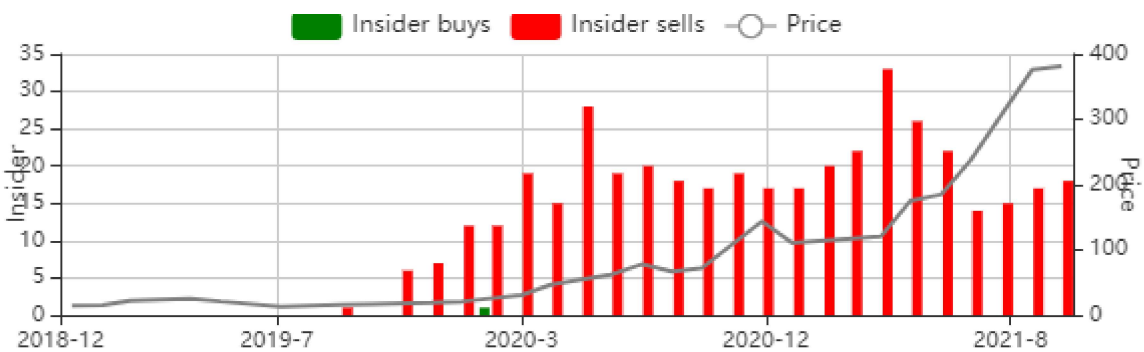
Top Insider Activities (18-Months) Transactions Net (shares)

Insider Name	Transactions	Net (shares)
Bancel Stephane	131	-2,076,311
Andres Juan	69	-606,437
Zaks Tal Zvi	60	-1,452,480
Hoge Stephen	54	-895,200
HENDERSON LORI M.	26	-369,200
Kim Lorence H.	6	-1,006,600

Timeframe Buys (shares) Sells (shares) Net (shares)

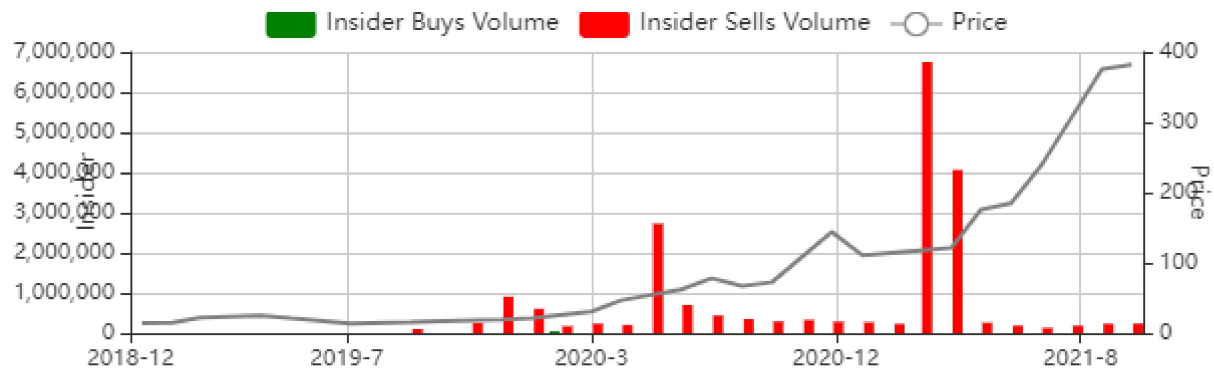
Timeframe	Buys (shares)	Sells (shares)	Net (shares)
Past 1 month	0	191,000	-191,000
Past 3 month	0	662,000	-662,000
Past 6 month	0	1,176,054	-1,176,054
Past 12 month	0	13,094,143	-13,094,143
Past 18 month	0	17,831,109	-17,831,109

YTD 1Y 3Y 5Y 10Y All



EMBED SAVE

YTD 1Y 3Y 5Y 10Y All




EMBED SAVE

MRNA Insider Trades Transactions - Moderna Inc

NAS:MRNA Insider Transactions

20/Page

< 1 2 3 4 5 6 ... 21 > Total 415



Insider	Bancel Stephane	Position	CEO
Date	2021-09-30	Buy/Sell	Sell
Shares	19,000	Shares Owned	22,336,120
Trade Price(\$)	387.32	Cost(\$1000)	7,359.08
Price change since trade(%)	-13.42	Share ownership details	
Summary 30-Y Financials Stock Report Guru Trades Analysis DCF Interactive Chart Div			
Insider	Andres Juan	Position	
Date	2021-09-29	Buy/Sell	
Shares	5,000	Shares Owned	0
Trade Price(\$)	393.44	Cost(\$1000)	1,967.20
Price change since trade(%)	-14.77	Share ownership details	0 (Direct)
Insider	Andres Juan	Position	See remarks
Date	2021-09-27	Buy/Sell	Sell
Shares	20,000	Shares Owned	0
Trade Price(\$)	434.05	Cost(\$1000)	8,681
Price change since trade(%)	-22.74	Share ownership details	0 (Direct)
Insider	Hoge Stephen	Position	President
Date	2021-09-24	Buy/Sell	Sell
Shares	20,000	Shares Owned	1,765,646
Trade Price(\$)	448.46	Cost(\$1000)	8,969.20
Price change since trade(%)	-25.24	Share ownership details	1,609,597 (Direct) By Valhalla, LLC:4,116 By Trust:151,933
Insider	Bancel Stephane	Position	CEO
Date	2021-09-23	Buy/Sell	Sell
Shares	19,000	Shares Owned	22,359,120
Trade Price(\$)	436.39	Cost(\$1000)	8,291.41
Price change since trade(%)	-23.17	Share ownership details	6,083,868 (Direct) See Footnote(F5,):7,224,880 See Footnote(F6,):9,050,372
Insider	Andres Juan	Position	See remarks
Date	2021-09-22	Buy/Sell	Sell
Shares	5,000	Shares Owned	0
Trade Price(\$)	433	Cost(\$1000)	2,165
Price change since trade(%)	-22.57	Share ownership details	0 (Direct)
Insider	Andres Juan	Position	See remarks
Date	2021-09-20	Buy/Sell	Sell
Shares	10,000	Shares Owned	0
Trade Price(\$)	427.93	Cost(\$1000)	4,279.30
Price change since trade(%)	-21.65	Share ownership details	0 (Direct)
Insider	Bancel Stephane	Position	CEO
Date	2021-09-16	Buy/Sell	Sell
Shares	19,000	Shares Owned	22,382,120
Trade Price(\$)	429.32	Cost(\$1000)	8,157.08
Price change since trade(%)	-21.89	Share ownership details	6,096,868 (Direct) See Footnote(F5,):7,234,880 See Footnote(F6,):9,050,372
Insider	Andres Juan	Position	See remarks
Date	2021-09-15	Buy/Sell	Sell
Shares	5,000	Shares Owned	0
Trade Price(\$)	427.13	Cost(\$1000)	2,135.65
Price change since trade(%)	-21.49	Share ownership details	0 (Direct)
Insider	Andres Juan	Position	See remarks
Date	2021-09-13	Buy/Sell	Sell
Shares	20,000	Shares Owned	0
Trade Price(\$)	451.02	Cost(\$1000)	9,020.40
Price change since trade(%)	-25.66	Share ownership details	0 (Direct)
Insider	Hoge Stephen	Position	President
Date	2021-09-13	Buy/Sell	Sell
Shares	20,000	Shares Owned	1,765,646
Trade Price(\$)	447.41	Cost(\$1000)	8,948.20
Price change since trade(%)	-25.06	Share ownership details	1,609,597 (Direct) By Valhalla, LLC:4,116 By Trust:151,933
Insider	Bancel Stephane	Position	CEO
Date	2021-09-09	Buy/Sell	Sell
Shares	19,000	Shares Owned	22,405,120
Trade Price(\$)	431.76	Cost(\$1000)	8,203.44
Price change since trade(%)	-22.33	Share ownership details	6,109,868 (Direct) See Footnote(F5,):7,244,880 See Footnote(F6,):9,050,372
Insider	Andres Juan	Position	See remarks
Date	2021-09-08	Buy/Sell	Sell
Shares	10,000	Shares Owned	0
Trade Price(\$)	421.66	Cost(\$1000)	4,216.60

Try our built-in print

Print button is placed at the right corner of the Navbar

Price change since trade(%)	-20.47	Share ownership details	0 (Direct)
Insider	Andres Juan	Position	See remarks
Date	2021-09-03	Buy/Sell	Sell
Shares	5,000	Shares Owned	0
Trade Price(\$)	392.35	Cost(\$1000)	
Price change since trade(%)	-14.53	Share ownership details	
Insider	Bancel Stephane	Position	CEO
Date	2021-09-02	Buy/Sell	Sell
Shares	19,000	Shares Owned	22,428,120
Trade Price(\$)	387.77	Cost(\$1000)	7,367.63
Price change since trade(%)	-13.52	Share ownership details	6,122,868 (Direct) See Footnote(F5,):7,254,880 See Footnote(F6,):9,050,372
Insider	Hoge Stephen	Position	President
Date	2021-09-02	Buy/Sell	Sell
Shares	10,000	Shares Owned	1,765,646
Trade Price(\$)	393.13	Cost(\$1000)	3,931.30
Price change since trade(%)	-14.70	Share ownership details	1,609,597 (Direct) By Valhalla, LLC:4,116 By Trust:151,933
Insider	Andres Juan	Position	See remarks
Date	2021-09-01	Buy/Sell	Sell
Shares	5,000	Shares Owned	0
Trade Price(\$)	381.82	Cost(\$1000)	1,909.10
Price change since trade(%)	-12.19	Share ownership details	0 (Direct)
Insider	Andres Juan	Position	See remarks
Date	2021-08-30	Buy/Sell	Sell
Shares	20,000	Shares Owned	0
Trade Price(\$)	376.23	Cost(\$1000)	7,524.60
Price change since trade(%)	-10.87	Share ownership details	0 (Direct)
Insider	Bancel Stephane	Position	CEO
Date	2021-08-26	Buy/Sell	Sell
Shares	19,000	Shares Owned	22,451,120
Trade Price(\$)	393.62	Cost(\$1000)	7,478.78
Price change since trade(%)	-14.82	Share ownership details	6,135,868 (Direct) See Footnote(F5,):7,264,880 See Footnote(F6,):9,050,372

Try our built-in print ✕


Print button is placed at the right corner of the Navbar

Only the transactions in Open Market or Private Sale at the market prices are included. Other transactions such as Conversion of derivative security or Exercise of Options are not included. Insiders are only limited to Officers and/or Directors of the company.

"Shares" change (fifth column), "Shares Owned Following This (Direct & Indirect)" transactions (sixth column), and "Trade Price (\$)" (seventh column) are split adjusted. The "Share Ownership Details" (last column) displayed data is as of reported (also split adjusted).

Executives

Name	HENDERSON LOR...	Position	officer: General Counsel and Secretary
Transaction Date	2020-10-21	Name	Bancel Stephane
Position	director, officer: Chief Executive Officer	Transaction Date	2020-10-21
Name	Zaks Tal Zvi	Position	officer: Chief Medical Officer
Transaction Date	2020-10-19	Name	Hoge Stephen
Position	officer: President	Transaction Date	2020-10-12
Name	Flagship Ventures F...	Position	10 percent owner
Transaction Date	2020-08-17	Name	Flagship Ventures F...
Position	director, 10 percent owner	Transaction Date	2020-08-17
Name	Flagship Ventures F...	Position	10 percent owner
Transaction Date	2020-08-17	Name	AFEYAN NOUBAR
Position	director, 10 percent owner	Transaction Date	2020-08-17
Name	Tallett Elizabeth E	Position	director
Transaction Date	2020-07-01	Name	Meline David W
Position	officer: Chief Financial Officer	Transaction Date	2020-06-08
Name	Kim Lorence H.	Position	officer: Chief Financial Officer
Transaction Date	2020-06-02	Name	Andres Juan
Position	officer: See remarks	Transaction Date	2020-05-13
Name	Nader Francois	Position	director
Transaction Date	2020-04-29	Name	SAGAN PAUL



Position	director	Transaction Date	2020-04-29
Name	Berenson Stephen	Position	director
Transaction Date	2020-04-29	Name	Horning Sandra
Position	director	Transaction Date	2020-04-29
Name	Slaoui Moncef	Position	
Summary 30-Y Financials Stock Report Guru Trades Analysis DCF Interactive Chart Div			
Name	LEE JENNIFER LING	Position	
Transaction Date	2020-03-09	Name	TOWNSEND MARK
Position	10 percent owner	Transaction Date	2020-01-10
Name	HUTT PETER BAR...	Position	director
Transaction Date	2019-11-20	Name	Ruiz Israel
Position	director	Transaction Date	2019-06-27
Name	Flagship VentureLa...	Position	10 percent owner
Transaction Date	2018-12-11	Name	Flagship Pioneering...
Position	10 percent owner	Transaction Date	2018-12-11
Name	MENDLEIN JOHN	Position	officer: See Remarks
	Transaction Date		2018-12-07

Try our built-in print

Print button is placed at the right corner of the Navbar

To find out why GuruFocus thinks data on insider trade are interesting, please read:

[Can Aggregated Insider Trading Activities Predict the Market?](#)

[Stocks that Both Gurus and Insiders are Buying](#)

[Can Aggregated Insider Trading Activities Predict the Market of Different Sectors?](#)

Also See GuruFocus Insider Trade Screener:

[Insider Trade - Real-Time Insider Buys](#)

[Double Buys: Stocks that Gurus, Insiders Are Buying](#)

[Triple Buys: Stocks that Gurus, Insiders and Companies Are Buying](#)

Affiliate Program

[Get WordPress Plugins](#) for easy affiliate links on Stock Tickers and Guru Names

[Earn affiliate commissions by embedding GuruFocus Charts](#)

GuruFocus Affiliate Program: Earn up to \$400 per referral. [Detailed](#)

Disclaimers

GuruFocus.com is not operated by a broker, a dealer, or a registered investment adviser. Under no circumstances does any information posted on GuruFocus.com represent a recommendation to buy or sell a security. The information on this site, and in its related newsletters, is not intended to be, nor does it constitute, investment advice or recommendations. The gurus may buy and sell securities before and after any particular article and report and information herein is published, with respect to the securities discussed in any article and report posted

